



Three is better than one

# Get the benefits of a diversified portfolio with **Bank of India Flexi Cap Fund**

## Features





**Offer Flexibility**



**Better Investment Possibilities**



**Investment opportunity across various market capitalisation**

PRODUCT LABEL	Risk-o-meter is based on the scheme portfolio as on September 30, 2024	Benchmark* Risk-o-meter as on September 30, 2024	Bank of India Flexi Cap Fund (An open ended dynamic equity scheme investing across large cap, mid cap, small cap stocks)
			<p>This product is suitable for investors who are seeking*:</p> <ul style="list-style-type: none"> <li>• Capital appreciation over medium to long term.</li> <li>• Investment in a diversified portfolio consisting of equity and equity related instruments across market capitalization.</li> </ul>
	<p>Investors understand that their principal will be at very high risk</p>	<p>Benchmark riskometer is at very high risk</p>	<p>*Investor should consult their financial advisor if they are not clear about the suitability of the product.</p>

#BSE 500 TRI



1800-266-2676 & 1800-103-2263



[www.boimf.in](http://www.boimf.in)



[service@boimf.in](mailto:service@boimf.in)

To invest scan the QR code:



**Fund Performance****(As on September 30, 2024)****Fund Manager - Alok Singh****Current Value of Standard Investment of ₹ 10000**


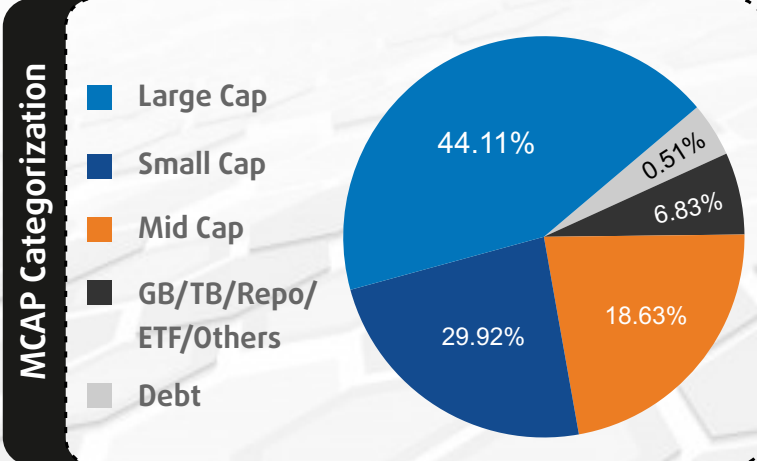
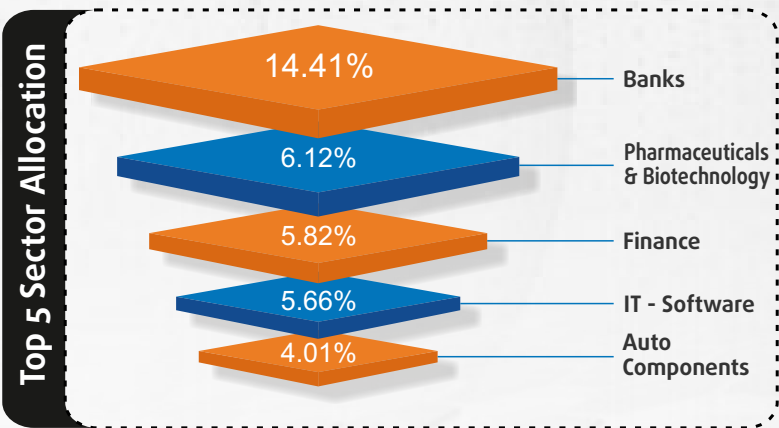
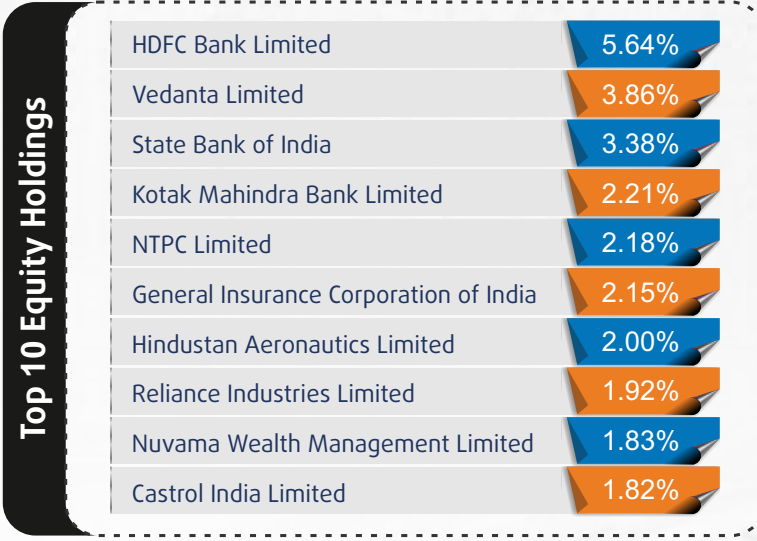
Period <sup>@</sup>	Scheme Returns (%) <sup>^</sup>	Benchmark Returns <sup>#</sup> (%)	Additional Benchmark Returns <sup>##</sup> (%)	Scheme Returns (₹)	Benchmark Returns <sup>#</sup> (₹)	Additional Benchmark Returns <sup>##</sup> (₹)
1 year	54.7019%	41.1116%	33.0030%	15,470	14,111	13,300
3 years	24.5086%	18.3862%	14.9220%	19,313	16,600	15,184
5 years	NA	NA	NA	NA	NA	NA
Since inception*	35.8182%	29.4180%	25.5343%	36,850	30,001	26,348

#BSE 500 Total Return Index (TRI)

##Nifty 50 TRI

<sup>^</sup> Past performance may or may not be sustained in the future. \*Date of Allotment - June 29, 2020. Above returns are in Compounded Annual Growth Rate (CAGR). <sup>@</sup> In case, the start date or the end date of the concerned period is a non-business day, the NAV of the previous business day is considered for computation of returns.

- ▶ Mr. Alok Singh has been managing the Scheme since June 29, 2020. In addition to this scheme, he manages 6 open ended schemes of Bank of India Mutual Fund.
  - ▶ Period for which scheme's performance has been provided is computed basis on last working day of the month preceding the date of publication.
  - ▶ Different plans shall have a different expense structure. The performance details provided herein are of Regular plan - Growth option.
- For performance of other schemes managed by Mr. Alok Singh, [click here](#)



The above details are as on September 30, 2024

