




Enjoy the flavor of every layer

# Bank of India Mid & Small Cap Equity & Debt Fund

## Features



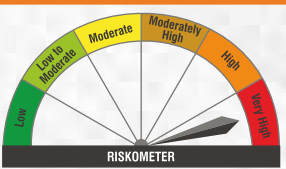
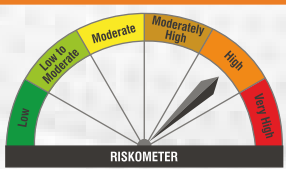
**Long term capital appreciation**



**Minimizes volatility with the help of debt instruments**



**Facilitates income distribution**

PRODUCT LABEL	Risk-o-meter is based on the scheme portfolio as on December 31, 2024	Benchmark <sup>#</sup> Risk-o-meter as on December 31, 2024	Bank of India Mid & Small Cap Equity & Debt Fund (An open ended hybrid scheme investing predominantly in equity and equity related instruments)
			This product is suitable for investors who are seeking* <ul style="list-style-type: none"> <li>• Long term capital appreciation and income distribution.</li> <li>• Equity fund investing in Mid &amp; Small Cap equity and equity related securities (not part of the top 100 stocks by market capitalization) as well as fixed income securities.</li> </ul>
	Investors understand that their principal will be at very high risk	Benchmark riskometer is at high risk	*Investor should consult their financial advisor if they are not clear about the suitability of the product.

#Nifty Midsmallcap 400 TRI (70%) & CRISIL Short Term Bond Index (30%)



1800-266-2676 & 1800-103-2263



[www.boimf.in](http://www.boimf.in)



[service@boimf.in](mailto:service@boimf.in)

To invest scan the QR code:



**Date of Allotment**

July 20, 2016

**Benchmark**

NIFTY MidSmallcap 400 Total Return Index (TRI) : 70%; CRISIL Short Term Bond Fund Index: 30%

**Fund Performance****(As on December 31, 2024)****Fund Manager - Alok Singh****Current Value of Standard Investment of ₹ 10000**

Period <sup>@</sup>	Scheme Returns (%) <sup>^</sup>		Benchmark Returns <sup>#</sup> (%)	Additional Benchmark Returns <sup>##</sup> (%)	Scheme Returns (₹)		Benchmark Returns <sup>#</sup> (₹)	Additional Benchmark Returns <sup>##</sup> (₹)
	Regular Plan <sup>*</sup>	Direct Plan <sup>*</sup>			Regular Plan <sup>*</sup>	Direct Plan <sup>*</sup>		
1 year	25.79%	27.36%	20.34%	10.09%	12,579	12,736	12,034	11,009
3 years	16.99%	18.24%	18.15%	12.16%	16,017	16,537	16,500	14,114
5 years	26.51%	27.74%	22.39%	15.52%	32,448	34,063	27,496	20,587
Since inception	17.45%	18.55%	16.11%	14.12%	38,970	42,170	35,380	30,549

#Nifty Midsmallcap 400 TRI (70%) &amp; CRISIL Short Term Bond Index (30%)

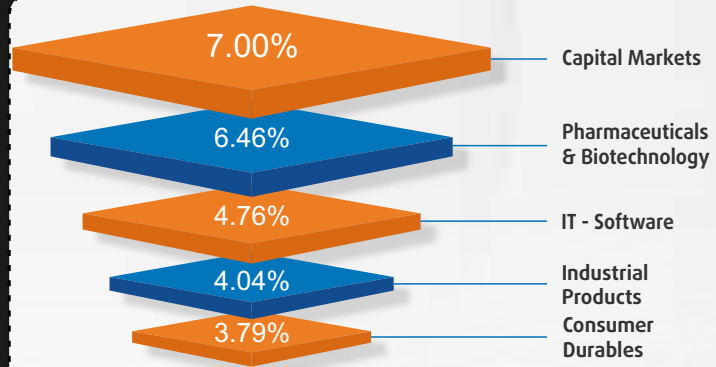
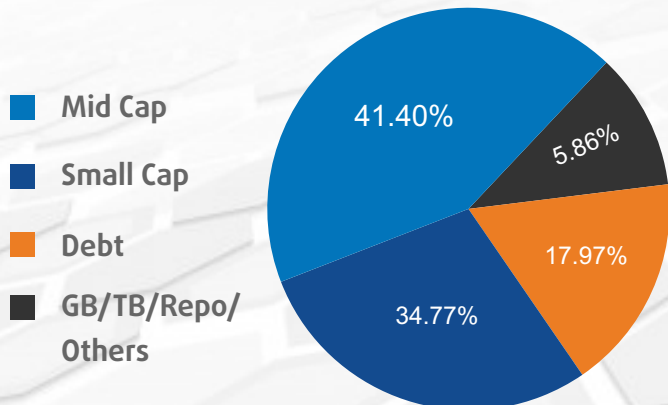

##Nifty 50 TRI

<sup>^</sup> Past performance may or may not be sustained in the future. \*Date of Allotment - July 20, 2016. Above returns are in Compounded Annual Growth Rate (CAGR). <sup>@</sup> In case, the start date or the end date of the concerned period is a non-business day, the NAV of the previous business day is considered for computation of returns.

- Mr. Alok Singh has been managing this scheme from February 16, 2017. In addition to this, he manages 7 other open-ended schemes and co-manages 1 scheme of Bank of India Mutual Fund.
  - Period for which scheme's performance has been provided is computed basis on last working day of the Month-end preceding the date of publication.
  - Different plans shall have a different expense structure.
- For performance of other schemes managed by Mr. Alok Singh, [click here](#)

**Top 10 Equity Holdings**

Coforge Limited	3.75%
Swan Energy Limited	2.86%
Jindal Stainless Limited	2.59%
Zaggle Prepaid Ocean Services Limited	2.32%
Dixon Technologies (India) Limited	2.10%
Nippon Life India Asset Management Limited	2.07%
PB Fintech Limited	2.04%
UNO Minda Limited	1.90%
HEG Limited	1.86%
Castrol India Limited	1.78%

**Top 5 Sector Allocation****MCAP Categorization****Asset Allocation**

The above details are as on December 31, 2024



1800-266-2676 &amp; 1800-103-2263



www.boimf.in



service@boimf.in

To invest scan the QR code:

**MUTUAL FUND INVESTMENTS ARE SUBJECT TO MARKET RISKS, READ ALL SCHEME RELATED DOCUMENTS CAREFULLY.**