

Enjoy the flavor of every layer

**Bank of India Mid & Small Cap Equity & Debt Fund**



**Features**





**Long term capital appreciation**



**Minimizes volatility with the help of debt instruments**



**Facilitates income distribution**

PRODUCT LABEL	Risk-o-meter is based on the scheme portfolio as on September 30, 2024	Benchmark <sup>#</sup> Risk-o-meter as on September 30, 2024	Bank of India Mid & Small Cap Equity & Debt Fund (An open ended hybrid scheme investing predominantly in equity and equity related instruments)
			This product is suitable for investors who are seeking* <ul style="list-style-type: none"> <li>• Long term capital appreciation and income distribution.</li> <li>• Equity fund investing in Mid &amp; Small Cap equity and equity related securities (not part of the top 100 stocks by market capitalization) as well as fixed income securities.</li> </ul>
	Investors understand that their principal will be at very high risk	Benchmark riskometer is at very high risk	*Investor should consult their financial advisor if they are not clear about the suitability of the product.

#Nifty Midsmallcap 400 TRI (70%) & CRISIL Short Term Bond Fund Index (30%)



1800-266-2676 & 1800-103-2263



[www.boimf.in](http://www.boimf.in)



[service@boimf.in](mailto:service@boimf.in)

To invest scan the QR code:



**Date of Allotment**

July 20, 2016

**Benchmark**

NIFTY MidSmallcap 400 Total Return Index (TRI) : 70%; CRISIL Short Term Bond Fund Index: 30%

**Fund Performance****(As on September 30, 2024)****Fund Manager - Alok Singh****Current Value of Standard Investment of ₹ 10000**

Period <sup>@</sup>	Scheme Returns (%) <sup>^</sup>	Benchmark Returns <sup>#</sup> (%)	Additional Benchmark Returns <sup>##</sup> (%)	Scheme Returns (₹)	Benchmark Returns <sup>#</sup> (₹)	Additional Benchmark Returns <sup>##</sup> (₹)
1 year	39.403%	35.952%	33.003%	13,940	13,595	13,300
3 years	20.042%	20.144%	14.922%	17,307	17,351	15,184
5 years	27.388%	24.221%	18.953%	33,590	29,614	23,839
Since inception*	18.115%	17.034%	15.787%	39,200	36,352	33,294

#Nifty Midsmallcap 400 TRI (70%) &amp; CRISIL Short Term Bond Fund Index (30%)

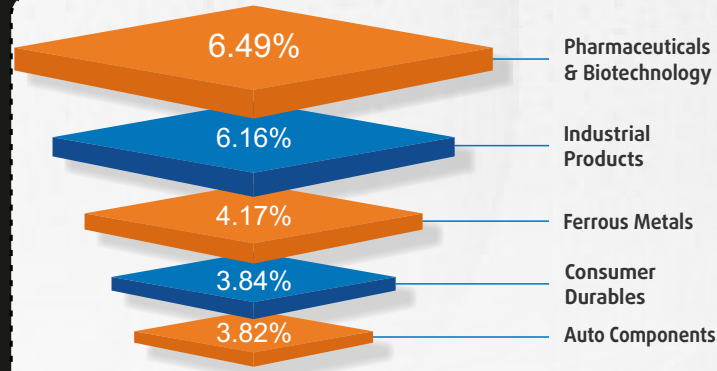
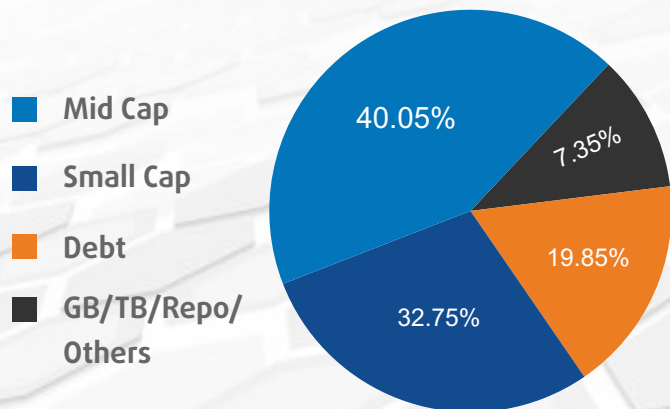

##Nifty 50 TRI

<sup>^</sup> Past performance may or may not be sustained in the future. \*Date of Allotment - July 20, 2016. Above returns are in Compounded Annual Growth Rate (CAGR). <sup>@</sup> In case, the start date or the end date of the concerned period is a non-business day, the NAV of the previous business day is considered for computation of returns.

- Mr. Alok Singh has been managing the Scheme since February 16, 2017. In addition to this scheme, he manages 6 open ended schemes of Bank of India Mutual Fund. Further he co-managed 1 open ended scheme till April 22, 2024.
- Period for which scheme's performance has been provided is computed basis on last working day of the month preceding the date of publication.
- Different plans shall have a different expense structure. The performance details provided herein are of Regular plan – Growth option. For performance of other schemes managed by Mr. Alok Singh, [click here](#)

**Top 10 Equity Holdings**

Jindal Stainless Limited	3.04%
Oil India Limited	2.76%
Castrol India Limited	2.46%
UNO Minda Limited	2.20%
Eris Lifesciences Limited	1.84%
Nippon Life India Asset Management Ltd	1.82%
HEG Limited	1.74%
EPL Limited	1.62%
Swan Energy Limited	1.50%
JK Cement Limited	1.49%

**Top 5 Sector Allocation****MCAP Categorization****Asset Allocation**

The above details are as on September 30, 2024



1800-266-2676 &amp; 1800-103-2263

[www.boimf.in](http://www.boimf.in)[service@boimf.in](mailto:service@boimf.in)

To invest scan the QR code:

**MUTUAL FUND INVESTMENTS ARE SUBJECT TO MARKET RISKS, READ ALL SCHEME RELATED DOCUMENTS CAREFULLY.**