



Small Yet Precious Bank of India Small Cap Fund

Features




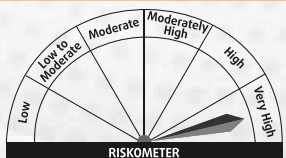
Invests predominantly in Small Cap Stocks



Growth Potential



Diversified Portfolio

PRODUCT LABEL	Risk-o-meter is based on the scheme portfolio as on September 30, 2024	Benchmark* Risk-o-meter as on September 30, 2024	Bank of India Small Cap Fund (An open ended equity scheme predominantly investing in small cap stocks)
	 <p>Investors understand that their principal will be at very high risk</p>	 <p>Benchmark riskometer is at very high risk</p>	<p>This product is suitable for investors who are seeking*:</p> <ul style="list-style-type: none"> • Long term capital appreciation. • Investment predominantly in equity & equity related instruments of Small Cap companies. <p>*Investor should consult their financial advisor if they are not clear about the suitability of the product.</p>

#NIFTY Smallcap 250 TRI (Tier 1)



1800-266-2676 & 1800-103-2263



www.boimf.in



service@boimf.in

To invest scan the QR code:



Fund Performance

(As on September 30, 2024)

Fund Manager - Dhruv Bhatia				Current Value of Standard Investment of ₹ 10000		
Period [@]	Scheme Returns (%) [^]	Benchmark Returns [#] (%)	Additional Benchmark Returns ^{##} (%)	Scheme Returns (₹)	Benchmark Returns [#] (₹)	Additional Benchmark Returns ^{##} (₹)
1 year	49.4249%	51.4901%	33.0030%	14,942	15,149	13,300
3 years	26.1399%	26.2455%	14.9220%	20,083	20,134	15,184
5 years	37.9352%	32.6318%	18.9529%	50,020	41,106	23,839
Since inception*	32.3545%	25.1562%	17.3370%	50,670	36,657	25,233

#Nifty Smallcap 250 TRI

##Nifty 50 TRI

[^] Past performance may or may not be sustained in the future. *Date of Allotment - December 19, 2018. Above returns are in Compounded Annual Growth Rate (CAGR). [@]In case, the start date or the end date of the concerned period is a non-business day, the NAV of the previous business day is considered for computation of returns.

➤ Mr. Dhruv Bhatia has been managing since April 27, 2022. In addition to this scheme, he manages 2 close ended schemes and 1 open ended scheme of Bank of India Mutual Fund.

➤ Period for which scheme's performance has been provided is computed basis on last working day of the month preceding the date of publication.

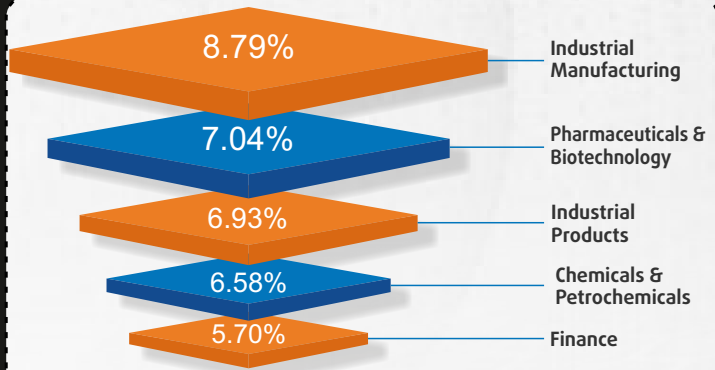
➤ Different plans shall have a different expense structure. The performance details provided herein are of Regular plan – Growth option.

For performance of other schemes managed by Mr. Dhruv Bhatia, [click here](#)

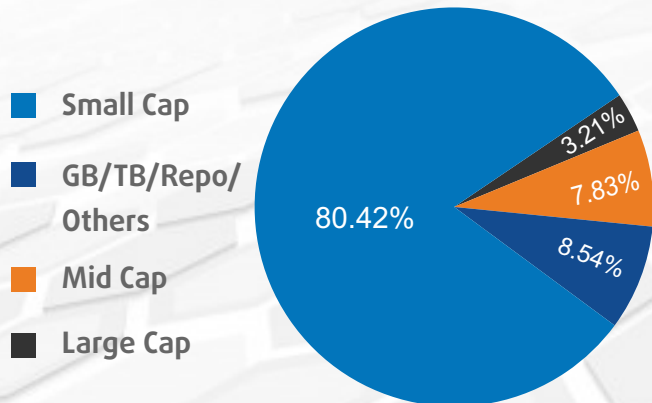
Top 10 Equity Holdings

PCBL Limited	2.93%
Ami Organics Limited	2.72%
Vijaya Diagnostic Centre Limited	2.61%
Cholamandalam Financial Holdings Limited	2.29%
Kaynes Technology India Limited	2.23%
Castrol India Limited	2.19%
Eris Lifesciences Limited	2.09%
Century Textiles & Industries Limited	2.07%
Jyoti CNC Automation Ltd	1.99%
Senco Gold Limited	1.98%

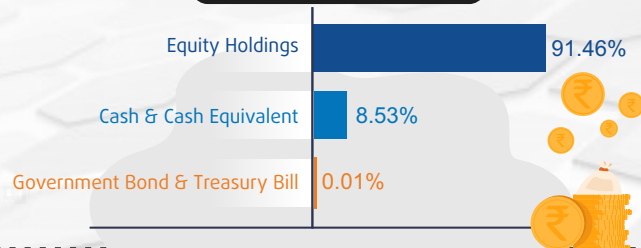
Top 5 Sector Allocation



MCAP Categorization



Asset Allocation



The above details are as on September 30, 2024



1800-266-2676 & 1800-103-2263



www.boimf.in



service@boimf.in

To invest scan the QR code:

