



# Bank of India Multi Cap Fund

## Features



Emphasizes high conviction across market cap



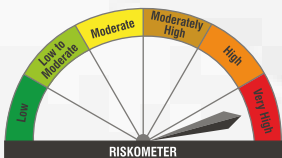
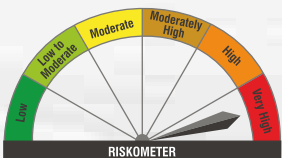
No sector bias



Blend of growth and value



Disciplined allocation across market cap

PRODUCT LABEL	Risk-o-meter is based on the scheme portfolio as on February 28, 2025	Benchmark* Risk-o-meter as on February 28, 2025	Bank of India Multi Cap Fund (An open ended equity scheme investing across large cap, mid cap, small cap stocks)
			<p>This product is suitable for investors who are seeking*</p> <ul style="list-style-type: none"> <li>• Long term capital appreciation.</li> <li>• Investments in equity and equity related instruments across large cap, mid cap, small cap stocks.</li> </ul>
	<p>Investors understand that their principal will be at very high risk</p>	<p>Benchmark riskometer is at very high risk</p>	<p>*Investor should consult their financial advisor if they are not clear about the suitability of the product.</p>

#NIFTY 500 Multicap 50:25:25 Total Return Index (TRI)



1800-266-2676 & 1800-103-2263



www.boimf.in



service@boimf.in

To invest scan the QR code:



**Date of Allotment**

March 03, 2023

**Benchmark**

NIFTY 500 Multicap 50:25:25 TRI

**Fund Performance**

(As on February 28, 2025)

**Fund Manager - Nitin Gosar****Current Value of Standard Investment of ₹ 10000**

Period <sup>@</sup>	Scheme Returns (%) <sup>^</sup>		Benchmark Returns <sup>#</sup> (%)	Additional Benchmark Returns <sup>##</sup> (%)	Scheme Returns (₹)		Benchmark Returns <sup>#</sup> (₹)	Additional Benchmark Returns <sup>##</sup> (₹)
	Regular Plan <sup>*</sup>	Direct Plan <sup>*</sup>			Regular Plan <sup>*</sup>	Direct Plan <sup>*</sup>		
1 year	-1.39%	-0.26%	-1.03%	-0.41%	9,861	9,974	9,897	9,959
3 years	NA	NA	NA	NA	NA	NA	NA	NA
5 years	NA	NA	NA	NA	NA	NA	NA	NA
Since inception	22.02%	23.28%	19.88%	16.84%	14,880	15,190	14,363	13,646

#Nifty 500 Multicap 50:25:25 TRI

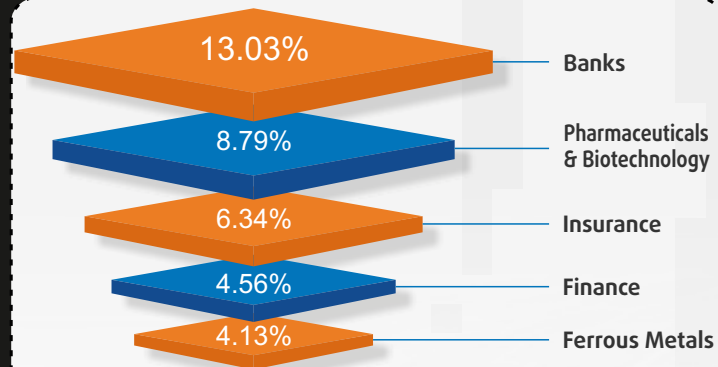
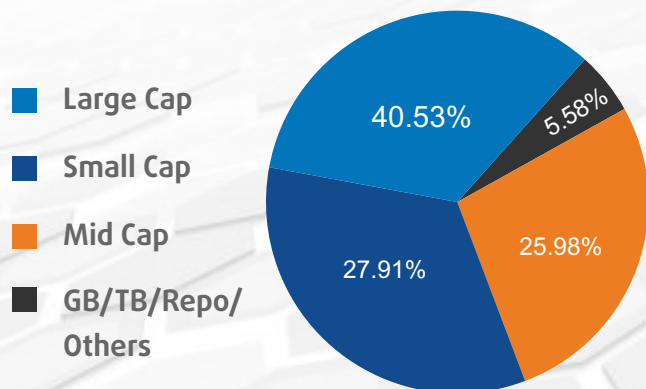
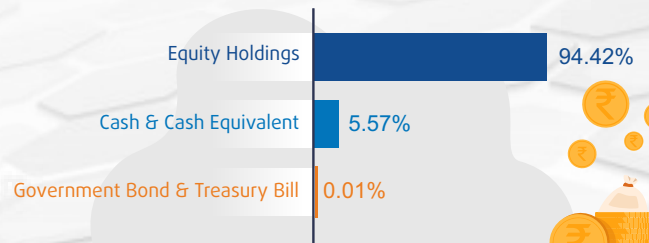
## BSE 500 TRI

<sup>^</sup> Past performance may or may not be sustained in the future. \*Date of Allotment - March 03, 2023. Above returns are in Compounded Annual Growth Rate (CAGR). <sup>@</sup> In case, the start date or the end date of the concerned period is a non-business day, the NAV of the previous business day is considered for computation of returns.

- Mr. Nitin Gosar has been appointed Fund Manager for this scheme since inception. In addition to this scheme, he manages 3 open ended schemes of Bank of India Mutual Fund.
- Period for which scheme's performance has been provided is computed basis on last working day of the Month-end preceding the date of publication.
- Different plans shall have a different expense structure.

For performance of other schemes managed by Mr. Nitin Gosar, [click here](#)**Top 10 Equity Holdings**

HDFC Bank Limited	6.09%
Reliance Industries Limited	3.91%
Hero MotoCorp Limited	3.05%
ICICI Lombard General Insurance Co. Ltd	3.00%
Kotak Mahindra Bank Limited	2.99%
Vedanta Limited	2.80%
Tips Music Limited	2.44%
Larsen & Toubro Limited	2.43%
Manorama Industries Limited	2.43%
Indus Towers Limited	2.34%

**Top 5 Sector Allocation****MCAP Categorization****Asset Allocation**

The above details are as on February 28, 2025



1800-266-2676 &amp; 1800-103-2263

[www.boimf.in](http://www.boimf.in)[service@boimf.in](mailto:service@boimf.in)

To invest scan the QR code:

**MUTUAL FUND INVESTMENTS ARE SUBJECT TO MARKET RISKS, READ ALL SCHEME RELATED DOCUMENTS CAREFULLY.**