



Exposure to market leaders with potential of future leaders

Bank of India Large & Mid Cap Equity Fund

Features



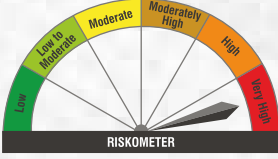
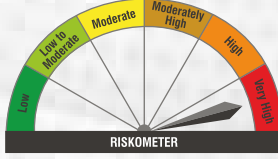
Predominantly invests in the stocks of the companies with large & medium sized capitalisations



Lesser Risk than Pure Mid Cap Fund



Diversified Portfolio

PRODUCT LABEL	Risk-o-meter is based on the scheme portfolio as on March 31, 2025	Benchmark* Risk-o-meter as on March 31, 2025	Bank of India Large & Mid Cap Equity Fund (An open ended equity scheme investing in both large cap and mid cap stocks)
	 <p>Investors understand that their principal will be at very high risk</p>	 <p>Benchmark riskometer is at very high risk</p>	<p>This product is suitable for investors who are seeking*</p> <ul style="list-style-type: none"> • Long-term capital growth. • Investment in equity and equity related securities including equity derivatives of companies across market capitalisations. <p>*Investor should consult their financial advisor if they are not clear about the suitability of the product.</p>

#BSE 250 LargeMidCap Total Return Index (TRI)



**Fund Performance****(As on March 31, 2025)****Fund Manager - Nitin Gosar****Current Value of Standard Investment of ₹ 10000**

Period [@]	Scheme Returns (%) [^]		Benchmark Returns* (%)	Additional Benchmark Returns ^{##} (%)	Scheme Returns (₹)		Benchmark Returns* (₹)	Additional Benchmark Returns ^{##} (₹)
	Regular Plan*	Direct Plan#			Regular Plan*	Direct Plan#		
1 year	2.93%	4.13%	6.14%	6.65%	10,293	10,413	10,614	10,665
3 years	14.36%	15.56%	13.45%	11.74%	14,960	15,437	14,609	13,956
5 years	24.18%	25.48%	25.65%	23.68%	29,541	31,125	31,340	28,957
Since inception	13.51%	14.02%	15.39%	14.16%	80,500	49,946	1,05,431	88,371

#BSE 250 LargeMidCap Total Return Index (TRI)

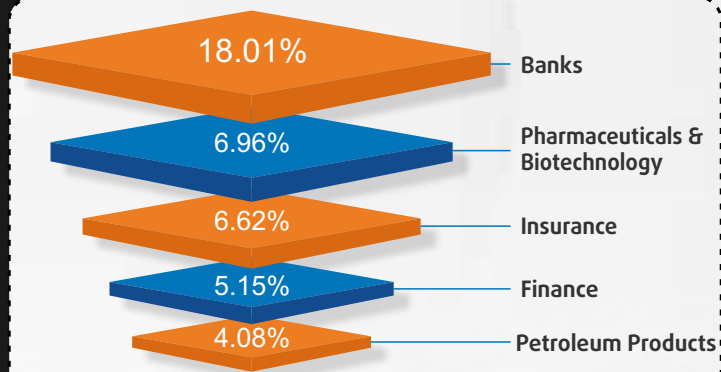
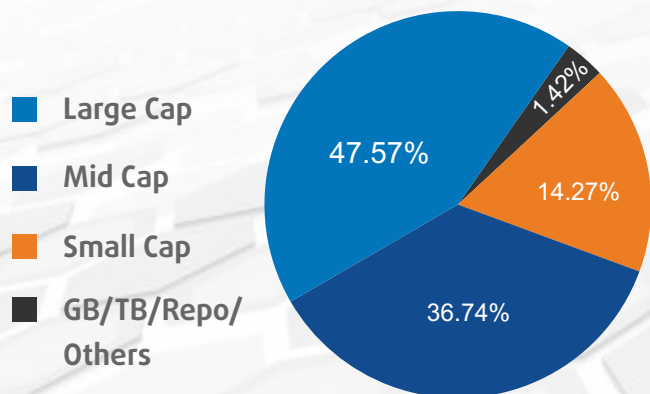

##Nifty 50 TRI

[^] Past performance may or may not be sustained in the future. Date of Allotment - ***Regular Plan:** October 21, 2008 #**Direct Plan:** January 1, 2013. Above returns are in Compounded Annual Growth Rate (CAGR). [@] In case, the start date or the end date of the concerned period is a non-business day, the NAV of the previous business day is considered for computation of returns.

- Mr. Nitin Gosar has been appointed Fund Manager for this scheme w.e.f. from September 27, 2022. In addition to this scheme, he manages 3 open ended schemes of Bank of India Mutual Fund.
- Period for which scheme's performance has been provided is computed basis on last working day of the Month-end preceding the date of publication.
- Different plans shall have a different expense structure.
- Benchmark and Additional Benchmark performance is computed as on 28th March, 2025, since values for 31st March 2025 are not available. For performance of other schemes managed by Mr. Nitin Gosar, [click here](#)

Top 10 Equity Holdings

HDFC Bank Limited	8.20%
Reliance Industries Limited	4.08%
Larsen & Toubro Limited	3.59%
ICICI Lombard General Insurance Co. Ltd.	3.39%
Vedanta Limited	3.14%
Indus Towers Limited	3.14%
Kotak Mahindra Bank Limited	3.05%
Indian Bank	2.90%
State Bank of India	2.79%
Lloyds Metals And Energy Limited	2.65%

Top 5 Sector Allocation**MCAP Categorization****Asset Allocation**

The above details are as on March 31, 2025



1800-266-2676 & 1800-103-2263



www.boimf.in



service@boimf.in

To invest scan the QR code:

