



Three is better than one

Get the benefits of a diversified portfolio with
Bank of India Flexi Cap Fund

Features



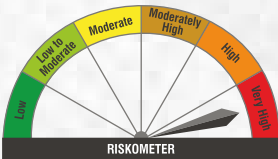
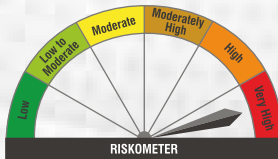
Offer Flexibility



Better Investment Possibilities



Investment opportunity across various market capitalisation

PRODUCT LABEL	Risk-o-meter is based on the scheme portfolio as on December 31, 2024	Benchmark* Risk-o-meter as on December 31, 2024	Bank of India Flexi Cap Fund (An open ended dynamic equity scheme investing across large cap, mid cap, small cap stocks)
	 <p>RISKOMETER</p>	 <p>RISKOMETER</p>	<p>This product is suitable for investors who are seeking*:</p> <ul style="list-style-type: none"> • Capital appreciation over medium to long term. • Investment in a diversified portfolio consisting of equity and equity related instruments across market capitalization.
	<p>Investors understand that their principal will be at very high risk</p>	<p>Benchmark riskometer is at very high risk</p>	<p>*Investor should consult their financial advisor if they are not clear about the suitability of the product.</p>

#BSE 500 TRI



1800-266-2676 & 1800-103-2263



www.boimf.in



service@boimf.in

To invest scan the QR code:



Fund Performance

(As on December 31, 2024)

Fund Manager - Alok Singh

Current Value of Standard Investment of ₹ 10000

Period [@]	Scheme Returns (%) [^]		Benchmark Returns [#] (%)	Additional Benchmark Returns ^{##} (%)	Scheme Returns (₹)		Benchmark Returns [#] (₹)	Additional Benchmark Returns ^{##} (₹)
	Regular Plan [*]	Direct Plan [*]			Regular Plan [*]	Direct Plan [*]		
1 year	28.97%	30.91%	15.81%	10.09%	12,897	13,091	11,581	11,009
3 years	20.75%	22.58%	15.35%	12.16%	17,614	18,427	15,354	14,114
5 years	NA	NA	NA	NA	NA	NA	NA	NA
Since inception	32.37%	34.48%	25.29%	21.61%	35,440	38,070	27,662	24,176

#BSE 500 Total Return Index (TRI)

##Nifty 50 TRI

[^] Past performance may or may not be sustained in the future. ^{*}Date of Allotment - June 29, 2020.

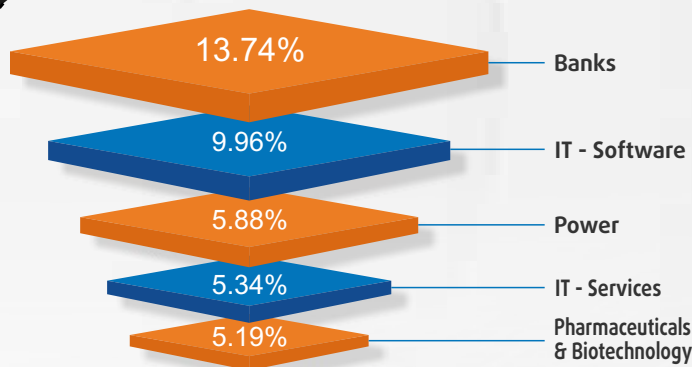
Above returns are in Compounded Annual Growth Rate (CAGR). [@] In case, the start date or the end date of the concerned period is a non-business day, the NAV of the previous business day is considered for computation of returns.

- Mr. Alok Singh has been managing the Scheme since June 29, 2020. In addition to this, he manages 7 other open ended schemes and co-manages 1 scheme of Bank of India Mutual Fund.
- Period for which scheme's performance has been provided is computed basis on last working day of the Month-end preceding the date of publication.
- Different plans shall have a different expense structure. For performance of other schemes managed by Mr. Alok Singh, [click here](#)

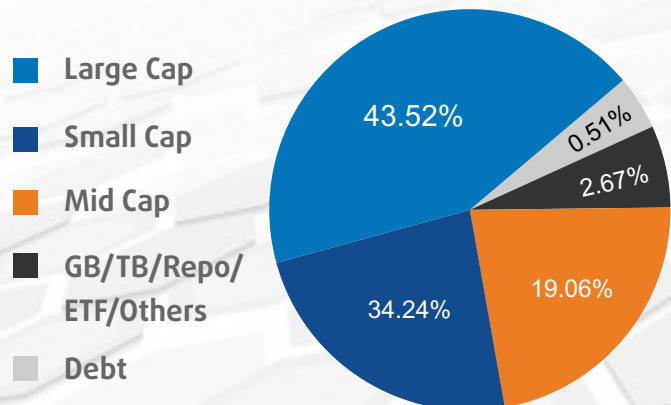
Top 10 Equity Holdings

HDFC Bank Limited	5.50%
State Bank of India	4.60%
Vedanta Limited	4.01%
Coforge Limited	3.64%
NTPC Green Energy Limited	3.16%
Lloyds Metals And Energy Limited	2.88%
Swan Energy Limited	2.88%
Zaggle Prepaid Ocean Services Limited	2.40%
REC Limited	2.27%
General Insurance Corporation of India	2.21%

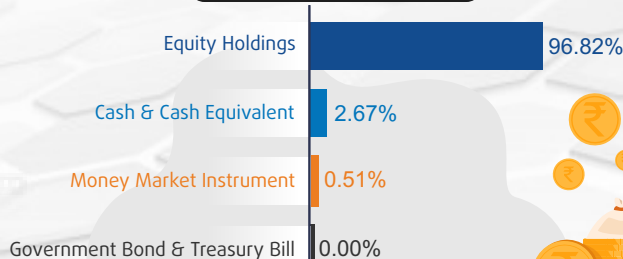
Top 5 Sector Allocation



MCAP Categorization



Asset Allocation



The above details are as on December 31, 2024



1800-266-2676 & 1800-103-2263



www.boimf.in



service@boimf.in

To invest scan the QR code:

