

Small Yet Precious Bank of India Small Cap Fund

Features



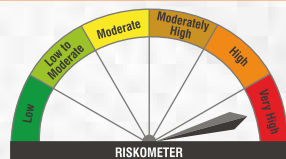
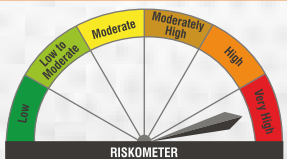
Invests predominantly in Small Cap Stocks



Growth Potential



Diversified Portfolio

PRODUCT LABEL	Risk-o-meter is based on the scheme portfolio as on December 31, 2024	Benchmark* Risk-o-meter as on December 31, 2024	Bank of India Small Cap Fund (An open ended equity scheme predominantly investing in small cap stocks)
	 <p>Investors understand that their principal will be at very high risk</p>	 <p>Benchmark riskometer is at very high risk</p>	<p>This product is suitable for investors who are seeking*:</p> <ul style="list-style-type: none"> • Long term capital appreciation. • Investment predominantly in equity & equity related instruments of Small Cap companies. <p>*Investor should consult their financial advisor if they are not clear about the suitability of the product.</p>

#NIFTY Smallcap 250 TRI (Tier 1)



1800-266-2676 & 1800-103-2263



www.boimf.in



service@boimf.in

To invest scan the QR code:



Fund Performance

(As on December 31, 2024)

Fund Manager - Alok Singh

Current Value of Standard Investment of ₹ 10000

Period [@]	Scheme Returns (%) [^]		Benchmark Returns [#] (%)	Additional Benchmark Returns ^{##} (%)	Scheme Returns (₹)		Benchmark Returns [#] (₹)	Additional Benchmark Returns ^{##} (₹)
	Regular Plan [*]	Direct Plan [*]			Regular Plan [*]	Direct Plan [*]		
1 year	29.96%	31.96%	27.21%	10.09%	12,996	13,196	12,721	11,009
3 years	21.63%	23.55%	22.66%	12.16%	18,002	18,870	18,467	14,114
5 years	36.13%	38.39%	30.66%	15.52%	46,819	50,843	38,144	20,587
Since inception	30.10%	32.30%	23.26%	14.91%	49,020	54,250	35,373	23,152

#Nifty Smallcap 250 TRI

##Nifty 50 TRI

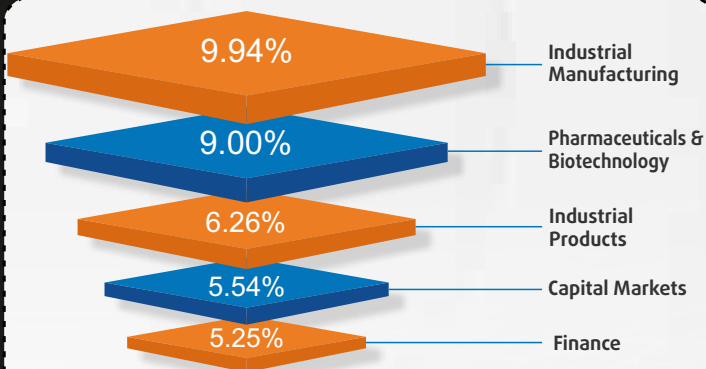
[^] Past performance may or may not be sustained in the future. *Date of Allotment - December 19, 2018. Above returns are in Compounded Annual Growth Rate (CAGR). [@] In case, the start date or the end date of the concerned period is a non-business day, the NAV of the previous business day is considered for computation of returns.

- Mr. Alok Singh has been managing this scheme from October 1, 2024. In addition to this, he manages 7 other open-ended schemes and co-manages 1 scheme of Bank of India Mutual Fund.
 - Period for which scheme's performance has been provided is computed basis on last working day of the Month-end preceding the date of publication.
 - Different plans shall have a different expense structure.
- For performance of other schemes managed by Mr. Alok Singh, [click here](#)

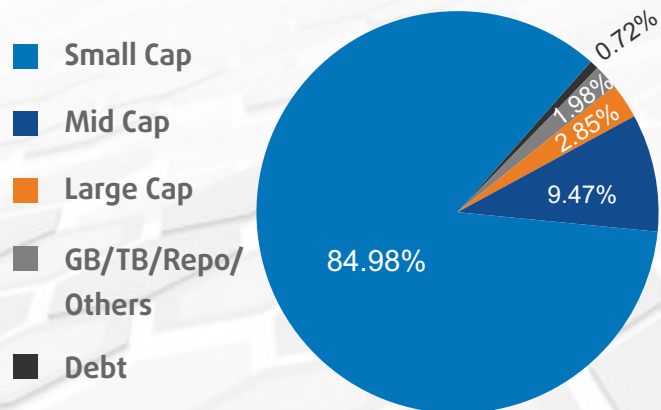
Top 10 Equity Holdings

Kaynes Technology India Limited	3.13%
Lloyds Metals And Energy Limited	2.98%
NTPC Green Energy Limited	2.85%
Ami Organics Limited	2.77%
Vijaya Diagnostic Centre Limited	2.63%
Radico Khaitan Limited	2.48%
Cartrade Tech Limited	2.45%
Jyoti CNC Automation Ltd	2.40%
Zaggle Prepaid Ocean Services Limited	2.37%
Arvind Limited	2.31%

Top 5 Sector Allocation



MCAP Categorization



Asset Allocation

Equity Holdings	97.30%
Cash & Cash Equivalent	1.97%
Money Market Instruments	0.72%
Government Bond & Treasury Bill	0.01%

The above details are as on December 31, 2024



1800-266-2676 & 1800-103-2263



www.boimf.in



service@boimf.in

To invest scan the QR code:

