

Small Yet Precious Bank of India Small Cap Fund

Features



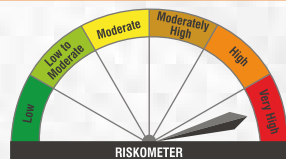
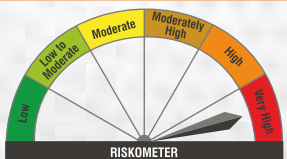
Invests predominantly in Small Cap Stocks



Growth Potential



Diversified Portfolio

PRODUCT LABEL	Risk-o-meter is based on the scheme portfolio as on November 30, 2024	Benchmark* Risk-o-meter as on November 30, 2024	Bank of India Small Cap Fund (An open ended equity scheme predominantly investing in small cap stocks)
	 <p>Investors understand that their principal will be at very high risk</p>	 <p>Benchmark riskometer is at very high risk</p>	<p>This product is suitable for investors who are seeking*:</p> <ul style="list-style-type: none"> • Long term capital appreciation. • Investment predominantly in equity & equity related instruments of Small Cap companies. <p>*Investor should consult their financial advisor if they are not clear about the suitability of the product.</p>

#NIFTY Smallcap 250 TRI (Tier 1)



1800-266-2676 & 1800-103-2263



www.boimf.in



service@boimf.in

To invest scan the QR code:



Fund Performance

(As on November 29, 2024)

Fund Manager - Alok Singh

Current Value of Standard Investment of ₹ 10000

Period [@]	Scheme Returns (%) [^]		Benchmark Returns [#] (%)	Additional Benchmark Returns ^{##} (%)	Scheme Returns (₹)		Benchmark Returns [#] (₹)	Additional Benchmark Returns ^{##} (₹)
	Regular Plan [*]	Direct Plan [*]			Regular Plan [*]	Direct Plan [*]		
1 year	33.67%	35.67%	34.52%	21.27%	13,367	13,567	13,452	12,127
3 years	24.60%	26.56%	24.77%	13.76%	19,346	20,273	19,424	14,723
5 years	37.03%	39.30%	30.76%	16.21%	48,393	52,555	38,278	21,208
Since inception	30.91%	33.12%	23.60%	15.54%	49,700	54,920	35,301	23,628

#Nifty Smallcap 250 TRI

##Nifty 50 TRI

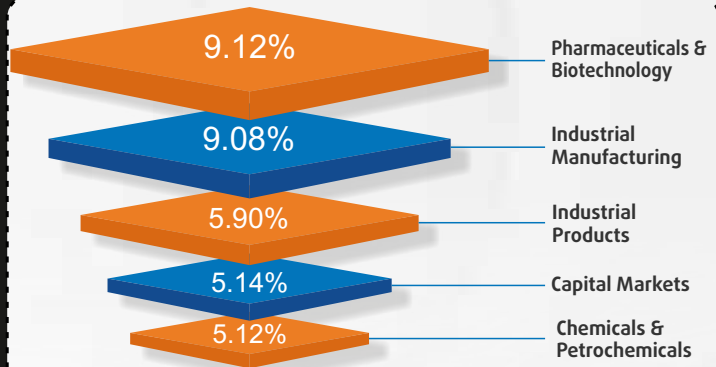
[^] Past performance may or may not be sustained in the future. *Date of Allotment - December 19, 2018. Above returns are in Compounded Annual Growth Rate (CAGR). [@] In case, the start date or the end date of the concerned period is a non-business day, the NAV of the previous business day is considered for computation of returns.

- Mr. Alok Singh has been managing this scheme from October 1, 2024. In addition to this, he manages 7 other open-ended schemes and co-manages 1 scheme of Bank of India Mutual Fund.
 - Period for which scheme's performance has been provided is computed basis on last working day of the Month-end preceding the date of publication.
 - Different plans shall have a different expense structure.
- For performance of other schemes managed by Mr. Alok Singh, [click here](#)

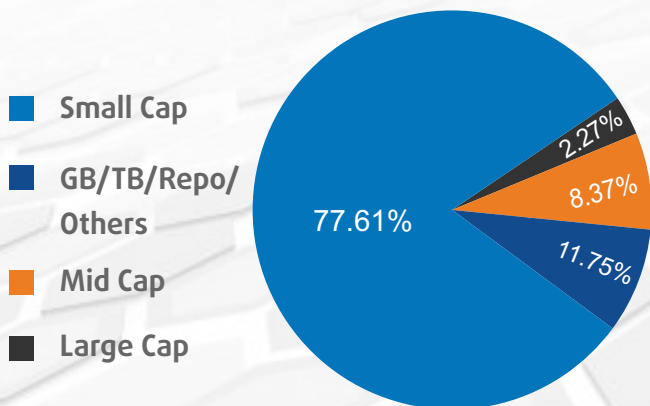
Top 10 Equity Holdings

Vijaya Diagnostic Centre Limited	2.99%
Ami Organics Limited	2.90%
Kaynes Technology India Limited	2.60%
Cartrade Tech Limited	2.30%
Radico Khaitan Limited	2.19%
Eris Lifesciences Limited	2.12%
PCBL Limited	2.07%
Jyoti CNC Automation Ltd	2.02%
Aditya Birla Real Estate Limited	1.96%
Ganesha Ecosphere Limited	1.95%

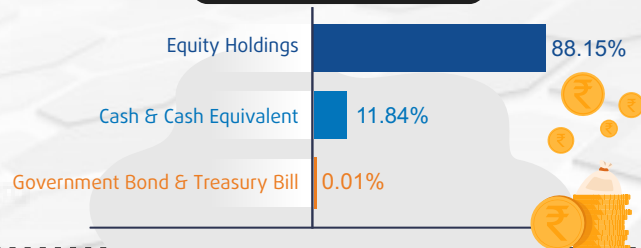
Top 5 Sector Allocation



MCAP Categorization



Asset Allocation



The above details are as on November 30, 2024



1800-266-2676 & 1800-103-2263



www.boimf.in



service@boimf.in

To invest scan the QR code:

